

Parent Meeting - Wednesday 29th January



- What the Phonics Screening Check is and how it works.
- How we teach phonics in school.
- Ways you can support your child's reading at home.
- Resources and tips to help your child prepare.

What is the Phonics Screening Check (PSC)?

- The Phonics Screening Check is a statutory **assessment** for Year 1 students, taken in **June**.
- It assesses children's ability to **read** words using phonics skills.
- Children will read 20 real words and 20 alien words to the teacher. They can take the time they need but cannot be prompted.

The Department for Education defines the checks as a “**short, light-touch assessment**” that take about four to nine minutes to complete.

This year it will take place the week commencing **Monday 9th June 2025**.

2024 Test Paper Example




bar

20 real words


sneak

20 alien words

bew



clune



20 alien words

Section 2

brend



throstr



stret



spraw



Non-words (nonsense words, pseudo words, alien words) are a **collection of letters** that will **follow phonics rules** your child has been taught, but don't mean anything.

Each of the non-words is presented with a **picture of a monster/alien**.

Your child will need to **apply their knowledge of phonemes to read these correctly**, showing that they understand the phonics rules behind them.

jow

There are **two sections** in the PSC.

Section 1: simple word structures of three or four letters (20 words)

10 real 10 alien

Section 2: more complex word structures of five or six letters (20 words)

10 real 10 alien

Section 1			
Word	Correct	Incorrect	Comment
sut			
yad			
dop			
uct			
meck			
shig			

Section 2			
Word	Correct	Incorrect	Comment
vaw			
meast			
waib			
zome			
brend			
throst			

32/40

blending consonant clusters

recognising special friends

What happens with the results?

The check will be carried out 1:1 and marked by your child's class teacher.

The check will be administered in accordance with the **Standards and Testing Agency's check administration guidance**.

Schools are monitored by **unannounced monitoring visitors** from local authorities in order to ensure that administration of the checks are accurate.

All schools will report pupils individual score /40 to their Local Authority.

The threshold mark is communicated to schools by the start of July, **32** **after** the test has been taken and all schools have submitted their pupils' scores. **send home marks**

Year 2 retake and support

How are we preparing the children?

- We are now teaching **Set 3** sounds.
- Children are grouped and assessed using the Read Write Inc. scheme.
- Children read with adults regularly at assigned levels.
- We have a **Phonics/Handwriting intervention** on Tuesdays afterschool (3.10-4.10pm) - [available spaces](#).
- Children practise 1:1 and in small groups in the afternoon.

Set 2 Speed Sound Map



Set 3 Speed Sound Map



Set 2 + 3 - Special Friends

- When 2 or more letters make 1 sound we call them '**special friends**'.
- Children need to recognise the special friends in words when they blend them.

froast



doze

Fred talk
to read



1. Special friends (**oa**)
2. Fred talk (**f-r-oa-s-t**)
3. Read the word (**froast**)

How can you support your child?

- Read everyday with your child and **leave a comment** in the journal. It is okay to keep the book another night!
- Encourage your child to say '**special friends**', '**Fred talk**' and '**read the word**'.
- After reading the story you can read words from the book and they can write them down by sounding out.
- Use the **online phonics** lessons daily - **school website**.
- Your child can play phonics **games** and watch **videos** (more on next slide).

Fred Talk



Fred talk
to read



1. Special friends (**oa**)
2. Fred talk (**f-r-oa-s-t**)
3. Read the word (**froast**)

Online Phonics Lessons - RWI

- **Read Write Inc.** have released videos for children to watch daily at home to reinforce learning.
- Each 'special friend' has two parts: **Reading** and **Writing**.
- Ask your child what sound they have learnt today or pick one you want them to practise.
- They first watch the reading video and join in with **sounding out words**.
- Then they watch the writing video for the same sound and **write down words** with that sound.

Phonics Home Videos

Home >> Learning >> Year Groups >> Year 1 >> Phonics Home Videos

Please take a **book** for your child to write in. They can bring them in on **Monday's** so we can celebrate home learning!

Set 2 Videos



ay
Reading
Writing

ee
Reading
Writing

How can you support your child?

YouTube Videos - Phonics

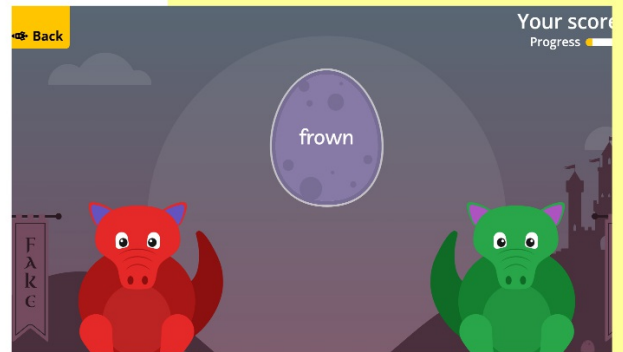
Silly Songs Education (songs for each sound in the playlist)
Kids vs Phonics (reading sounds in simple sentences)
The Set 1 Song
The Set 2 Song
The Set 3 Song
Little Learners (reading words)
Phonics Reading (reading words)
Phonics Monsters (stories focusing on different sounds)
Alphablocks (Youtube or iPlayer)

Phonics Games

Topmarks
Phonics Bloom

Phonics Play: Select Phase 4 and 5

Picnic on Pluto
Dragons Den
Buried Treasure




alien words

Thank you!

We have had very strong results in the past years including 100% in 2022!

Top 1% in the country!



Addison is higher than the national average!

Percentage of pupils meeting the expected standard in the phonics screening check in year 1

80%

Up from 79% in 2023

This year it will take place the week commencing Monday 9th June 2025.