

Spring 1 — Sculpture and 3D: Paper Play

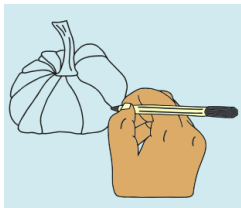


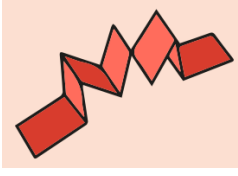
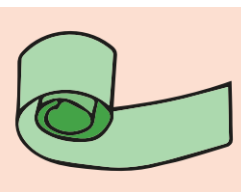
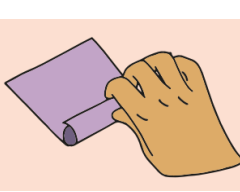

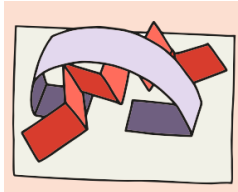
Samantha Stephenson



Louise Bourgeois



Key words

			
2D	3D	scrunch	zig zag
			
spiral	roll	fold	overlap

Learning objectives

- 1 To roll paper to make 3D structures.
- 2 To shape paper to make a 3D drawing.
- 3 To apply paper shaping skills to make an imaginative structure.
- 4 To plan and create a structure.
- 5 To apply painting skills when working in 3D.