

Autumn 1—Make your mark

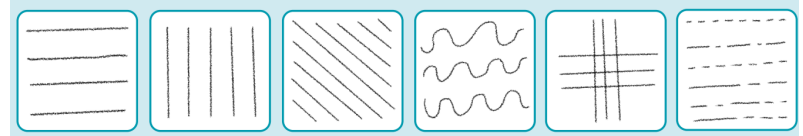
Wassily Kandinsky




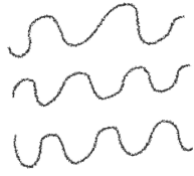
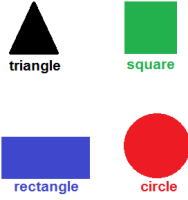
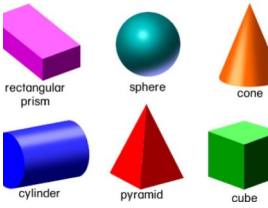




Zaria Forman



Bridget Riley



Key words

		 <p>triangle square rectangle circle</p>	 <p>rectangular prism sphere cone cylinder pyramid cube</p>
line	wavy	2D shapes	3D shapes
			
shade	marks	cross-hatch	observe

Learning objectives

- 1 To know how to create different types of lines.
- 2 To explore line and mark making to draw water.
- 3 To experiment with different media.
- 4 To develop an understanding of mark making.
- 5 To apply an understanding of drawing materials and mark making to draw from observation.