

# Phonics Worksheet Bonus Pack



TOOLS FOR TEACHING

© The Measured Mom®

www.themeasuredmom.com

My blog has hundreds of free resources for parents and teachers...

[Click here for more free printables!](#)

**Thank you for respecting my Terms of Use.**

## You are welcome to...

- download this file by visiting [themeasuredmom.com](http://themeasuredmom.com).
- save this file on your computer.
- print as many copies as you'd like to use in your classroom, home, or public library.
- share the link to the blog **page** where this printable can be found.
- post online about the printable (for example—take a picture of your child or student using it), giving proper credit to [themeasuredmom.com](http://themeasuredmom.com).

## You may not...


- download this file from any site other than [themeasuredmom.com](http://themeasuredmom.com).
- link directly to this pdf. Instead, link to The Measured Mom **web page** where this pdf is located.
- claim this file as your own.
- alter this electronic file.
- sell or in any way profit from this electronic file.
- print this file and then sell that printed copy to others.
- store or distribute this file on any other website or another location where others are able to electronically retrieve it (for example: Amazon Inspire, Dropbox, 4Shared, Mediafire, Facebook groups and forums, etc.).
- e-mail this file to anyone or transmit it in any other fashion.

## More legal stuff...

- This file is for personal or classroom use only.** By using it, you agree that you will not copy or reproduce this file except for your own personal, non-commercial use.
- Modification of terms.** I have the right to modify the terms of this Agreement at any time; the modification will be effective immediately and shall replace all prior Agreements.

## Questions?

If you have any questions, please feel free to email me directly at [anna@themeasuredmom.com](mailto:anna@themeasuredmom.com). I will do my best to respond promptly.

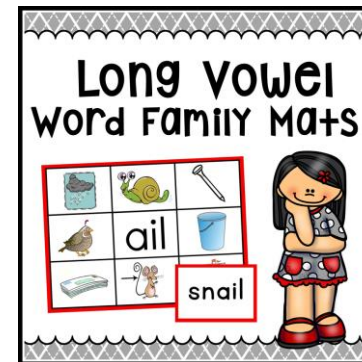
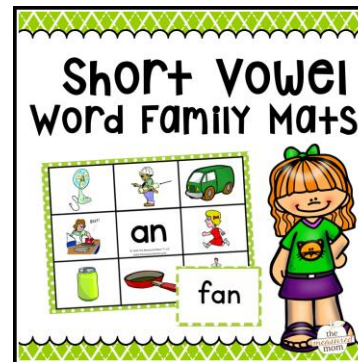
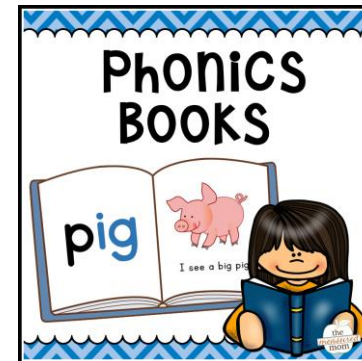
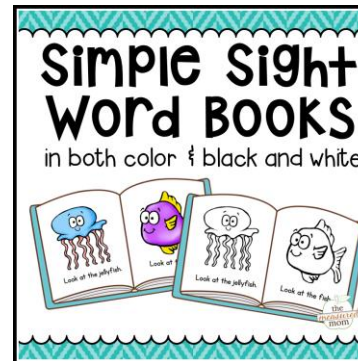


# Welcome to our group!

You received this printable because you've subscribed to receive free newsletter updates from The Measured Mom.






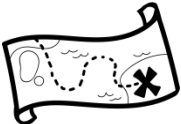







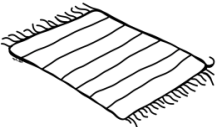











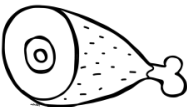

Just click on an image below to learn more about our resources.

**500+** FREE PRINTABLES  
for parents & teachers






# Read & Color

Read each word. Then color the corresponding picture.

<b>bat</b>				
<b>cab</b>				
<b>wag</b>				
<b>mad</b>				
<b>fat</b>			<b>6</b>	
<b>pad</b>				
<b>jam</b>				

# Read & Color




Read each word. Then color the corresponding picture.

<b>bed</b>				
<b>hen</b>				
<b>leg</b>				
<b>net</b>				
<b>well</b>				
<b>neck</b>				
<b>wet</b>				

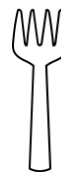

# Read & Color

Read each word. Then color the corresponding picture.



**big**



**fin**




**hit**



**wig**





**zip**



**pin**




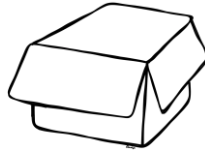
**mix**



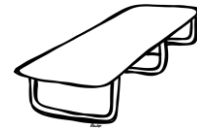

# Read & Color

Read each word. Then color the corresponding picture.




**box**



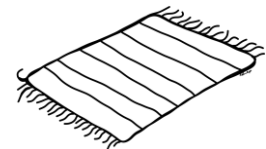
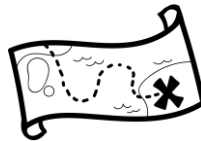
**cot**



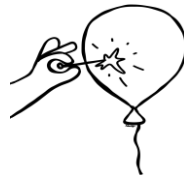
**fog**




**mop**



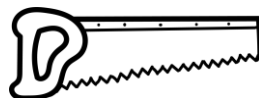
**pop**



**sob**





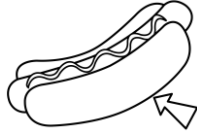
**sock**



# Read & Color

Read each word. Then color the corresponding picture.

**bus**




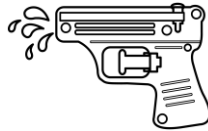

**cut**



**cup**




**gum**



**hut**



**mug**



**duck**



# Read & Color










Read each word. Then color the corresponding picture.

<p><b>rope</b></p>				
<p><b>rake</b></p>				
<p><b>tube</b></p>				
<p><b>hose</b></p>				
<p><b>whale</b></p>				
<p><b>kite</b></p>				
<p><b>cake</b></p>				

# Read, Circle, & Write






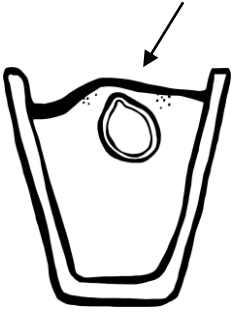



ar,ur,ir

Read the words. Circle the one that matches the picture. Then write it on the line.

	<p>car cart crab</p>		<p>hut hurt hard</p>		<p>bar barn bird</p>
<hr/>					
	<p>sun star stack</p>		<p>bird barn burn</p>		<p>stun star stir</p>
<hr/>					
	<p>shell shirt shark</p>		<p>barn bird burn</p>		<p>grin grand girl</p>
<hr/>					

# Read, Circle, & Write










Read the words. Circle the one that matches the picture. Then write it on the line.

 <p>boom beep bee</p>	 <p>beet bee boo</p>	 <p>man moon meet</p>
-----		
 <p>tee tree too</p>	 <p>see spoon seem</p>	 <p>see soon seed</p>
-----		
 <p>queen keel coop</p>	 <p>she soon sheep</p>	 <p>peel pool pack</p>
-----		

# Read, Circle, & Write

ai & ay








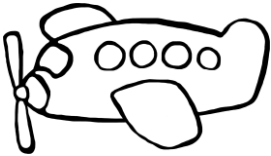

Read the words. Circle the one that matches the picture. Then write it on the line.

 <p>ran rail rain</p>	 <p>pay pail pain</p>	 <p>rate ray rain</p>
 <p>tear tray try</p>	 <p>snail snake snack</p>	 <p>mail made may</p>
 <p>say hay hail</p>	 <p>sail say mail</p>	 <p>pail pain paid</p>

# Read, Circle, & Write

-y & igh










Name each picture. Circle the matching word and write it on the line.

 <p>fly cry try</p>	 <p>light like flight</p>	 <p>dry fly cry</p>
 <p>night fly by</p>	 <p>fight fly try</p>	 <p>sky try cry</p>
 <p>fly fight sky</p>	 <p>flight fry cry</p>	 <p>sigh high try</p>

# Read, Circle, & Write

ie & ea


Name each picture. Circle the matching word and write it on the line.

	<p>team</p> <p>thief</p> <p>brief</p>		<p>teal</p> <p>tie</p> <p>tea</p>		<p>meat</p> <p>might</p> <p>man</p>
<hr/>					
	<p>seal</p> <p>see</p> <p>soon</p>		<p>nice</p> <p>niece</p> <p>neat</p>		<p>dream</p> <p>deer</p> <p>deep</p>
<hr/>					
	<p>tear</p> <p>treat</p> <p>team</p>		<p>pie</p> <p>pig</p> <p>peach</p>		<p>beach</p> <p>beet</p> <p>bird</p>
<hr/>					


# Read, Cut, & Paste

Read each word. Then cut and glue the corresponding picture.


**boat**




**bow**




**loaf**




**soap**




**blow**





**toad**



**snow**



**slow**




# Read, Cut, & Paste

ush, unk,  
unch, ump,  
ung, ust

Read each word. Then cut and glue the corresponding picture.

brush



skunk




lunch




jump




hung





stump



gust



crust




# Read, Cut, & Paste

and, amp,  
ang, ash,  
amp,

Read each word. Then cut and glue the corresponding picture.

hand



lamp




sang




bang




trash





camp



stamp



crash



# Read, Cut, & Paste

ent, est,  
eck, ing

Read each word. Then cut and glue the corresponding picture.


ring



neck




sing




vest




nest





king



best




tent




# Read, Cut, & Paste

Read each word. Then cut and glue the corresponding picture.


**claw**




**fall**




**paw**




**ball**




**call**



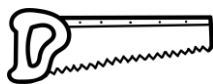

**saw**



**draw**



**wall**




# Read, Cut, & Paste


ui, ue,  
ew

Read each word. Then cut and glue the corresponding picture.


fruit




clue




juice




glue




drew




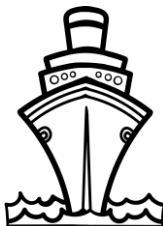


suit



cruise



blew




# Read, Cut, & Paste


ou & ow

Read each word. Then cut and glue the corresponding picture.


house




gown




mouse




crown




down





mouth



clown



cow




# Read, Cut, & Paste

oy & oi

Read each word. Then cut and glue the corresponding picture.

boy



coin




joy




boil




point



toy



oil



soil

