

Autumn 1 Year 6 – World Wars I and II

Maths – Key Learning

In maths, Year 6 will be learning **place value** followed by consolidation of **addition and subtraction** up to 8 digits. We will then move onto **long multiplication and division**. Children will need to practise:

- Place Value up to the ten million column (10,000,000)
- Rounding up to 10 million column
- Working with negative numbers and number lines
- Addition and subtraction of 8 digit numbers
- Decimal notation
- Multiplication and division up to the thousands column

Useful Websites:

- whiterosemaths.com
- bbc.com/bitesize
- Nrich.maths.org

English – Key Learning

Writing Focus:

1. War poetry- ‘Dolce et Decorum est’ by Wilfred Owen, and ‘In Flanders Fields’ by John McCrae.
2. Newspaper report about a night after the Blitz

Links

Grammar.lgfl.org.uk

bbc.com/bitesize

Key Grammar Focuses

‘Sentence structure

Fronted adverbials

Relative clauses and pronouns

Direct and indirect speech

Paragraphing and layout


List and bullet points

Semi colons

Passive and active voice

Reading – Key Texts

Goodnight Mr. Tom written by Michelle Magorian.



Key Skills

Vocabulary
Infer
Predict
Explain
Retrieve
Summarise



Links

<https://www.literacyshedplus.com/en-us/browse/reading-vipers>

Helpful Reminders

- Read daily and complete your reading journal
- English homework set daily
- Weekly spelling test every Friday
- Maths homework set daily
- Using SPaG.com and Times Tables Rock Stars weekly

Foundation Subject Learning

History – World Wars I and II

- The key causes of WWI and WWII
- Affect on the home front and abroad.
- The key figures involved and how the wars changed the world we live in today.

Science – Classification of Living Things

- Exploring how living things are classified into broad groups.
- Give reasons for classifying plants and animals based on specific characteristics.

Art– War Canvas

- Creating scenes of the London skyline during World War II.

Computing – PowerPoint

- Using step by step instructions to create a simple PowerPoint presentation

RE – Judaism

- Understanding how the Mezuzah and Shema help a Jewish sense of identity

PSHE – Responsibility

- The value of what responsibility means
- Expressing how we are responsible for our own learning
- The qualities that make a good friend and learning partner

Key Vocabulary

- Nazi Party
- Home Front
- The Blitz
- Rationing
- Allied and Axis Powers
- Chancellor/Fuhrer

Key Concepts

- Identifying how war can be avoided?
- Discussing the concept of evacuation
- Can anything good come from war?

Trips and Experiences

- PGL – Isle of Wight
- Cinema



Key Figures

- Winston Churchill
- Adolf Hitler
- Benito Mussolini
- Joseph Stalin
- Franklin D. Roosevelt
- Emperor Hirohito



Rocco
Responsibility



Values

- Responsibility
- British Value: Respect and Tolerance

I can show a good understanding and compassion towards people suffering from prejudice.

I can compare and discuss what life was like before and after the wars.

I can describe the process of evacuation and why it was necessary.

I can describe the importance of United Nations.

Autumn 1 Year 6 – Our Theme

Responsibility

As we embark on a new school year, we will discuss what it means to be responsible. This theme will also link to other areas of our curriculum this term. We believe it is important for every child to be responsible for their environment, their peers and to their learning. To encourage children to flourish throughout their time in learning, we ensure that they learn how to make the right choices. Take a look at our ideas to promote taking responsibilities that you can do with your child at home. Please share any activities or experiences your child has, or would like to talk about whilst showing responsibility, we will be sure to celebrate them in school!






Vocabulary

Responsibility means doing the things you are supposed to do and accepting the consequences of your actions, whether positive or negative. Teaching responsibility to children also means helping them learn how to make good decisions.

Activities to promote Responsibility in children

- Setting simple, achievable goals every month
- Discussing when to say sorry and how sorry means changed behaviour
- Independently organising items that belong to them
- Participating with small chores around the home
- Helping with meals and tidying up
- If something is damaged, working together to try and fix it
- Teaching money management skills – When paying outdoors they find the right amount and pay with adult supervision
- Establishing space when something goes wrong to allow time for reflection
- Instil positive praise when good things happen
- Create morning routines or after school routines for children to follow independently

Books that promote responsibility.



Helpful Links

1. <https://centerforparentingeducation.org/library-of-articles/responsibility-and-chores/developing-responsibility-in-your-children-part-2/>
2. <https://www.growkidsminds.com/blog/gkm003-teaching-responsibility>

★ The time is always right to do what is right! ★