

# Autumn 1 Year 1 – Evolution of Toys

## Maths – Key Learning

### Place Value

- To sort, represent and order objects and numbers.
- To count objects from a larger group.
- To represent numbers as words.
- To count on from any number.
- To count backwards within 10.
- To find one more and one less.
- To use greater than, less than, equal to, fewer, more and same.
- To recognise numbers on the number line.

## English – Key Learning

- Narrative – We're Going on a Bear Hunt
- Narrative – The Gingerbread Man

### Key grammar focuses

To use capital letters and full stops.

To use finger spaces.

To use describing words.

To check my sentence makes sense.


### Links

[bbc.com/bitesize](http://bbc.com/bitesize)

## Phonics – Key learning

We will continue to follow the Read Write Inc. scheme for Phonics. Children will be progressing from Set 1 to Set 2 sounds. We are learning to read and write words using our new sounds.

### Set 2 Speed Sound Map



Greater Than  
 $8 > 5$

Less Than  
 $5 < 8$

Equal To  
 $7 = 7$

*We're Going on a Bear Hunt*  
Michael Rosen Helen Oxenbury



A B C

capital letters



finger spaces



full stop

Read

read it again

## Helpful Reminders

- Read daily and complete your reading journal.
- Weekly spelling test every Friday.
- Maths homework set weekly.
- Watch Jack Hartmann for maths videos and use Phonics Play to play games.

# Foundation Subject Learning

## History– The Evolution of Toys

- To identify the past, present and future.
- To compare our toys to the toys our parents and grandparents played with.
- To explain how toys have changed over time.

## Science – Materials and the Seasons

- To identify everyday materials.
- To observe, compare and contrast changes across the seasons.

## Art– Make your mark

- To experiment with lines, waves and mark making.

## Computing – IT around us

- To use technology and develop our mouse and keyboard skills.

## RE – Thanking

- To understand why and how people show thanks.
- To know how Christians and Jewish people thank God.

## PSHE – Responsibility

- To understand what responsibility means.
- To understand how we look after money.
- To understand basic first aid.

## Key Vocabulary

- Past
- Before
- Present
- Future
- Victorian toys
- Time

## Key toys

- 1850s dolls
- 1900s spinning tops
- 2024 tablets
- Playground toys
- Vehicle toys
- Construction toys



**Rocco**  
**Responsibility**

## Key Concepts

- Explaining the time that events have or will take place using past, present and future.
- Recognising the features of modern toys and sorting toys into groups.
- To understand how and why toys have changed since the Victorian Times.

## Trips and Experiences

- St Simon's Church

## Values

- Responsibility
- British Value: Respect and Tolerance



I can place past, present and future events in order.

I can create a timeline of key events in my life.

I can recognise the characteristics of modern toys.

I can order toys in chronological order.

# Autumn 1 Year 1 – Our Theme

## Responsibility

As we embark on a new school year, we will discuss what it means to be responsible. This theme will also link to other areas of our curriculum this term. We believe it is important for every child to be responsible for their environment, their peers and to their learning. To encourage children to flourish throughout their time in learning, we ensure that they learn how to make the right choices. Take a look at our ideas to promote taking responsibilities that you can do with your child at home. Please share any activities or experiences your child has, or would like to talk about whilst showing responsibility, we will be sure to celebrate them in school!






### Vocabulary

**Responsibility** means doing the things you are supposed to do and accepting the consequences of your actions, whether positive or negative. Teaching responsibility to children also means helping them learn how to make good decisions.

### Activities to promote Responsibility in children

- Setting simple, achievable goals every month
- Discussing when to say sorry and how sorry means changed behaviour
- Independently organising items that belong to them
- Participating with small chores around the home
- Helping with meals and tidying up
- If something is damaged, working together to try and fix it
- Teaching money management skills – When paying outdoors they find the right amount and pay with adult supervision
- Establishing space when something goes wrong to allow time for reflection
- Instil positive praise when good things happen
- Create morning routines or after school routines for children to follow independently

### Books that promote responsibility.



### Helpful Links

1. <https://centerforparentingeducation.org/library-of-articles/responsibility-and-chores/developing-responsibility-in-your-children-part-2/>
2. <https://www.growkidsminds.com/blog/gkm003-teaching-responsibility>

★ The time is always right to do what is right! ★