
















SUMMER 1 - ART

Painting and mixed media

Lesson 1 - To explore and experiment with colour through painting using primary and secondary colours

COLOR MIXING CHART

PRIMARY COLORS				
				
red	blue	yellow		
SECONDARY COLORS				
	+		=	
red		blue		purple
	+		=	
yellow		red		orange
	+		=	
blue		yellow		green
	+		=	
black		white		grey

Lesson 2 - To mix colours to create different shades and tones for natural objects



Lesson 3 - To use a variety of materials (paint, paper, fabric, tissue, crayons) to create different textures.



Lesson 4 - To explore and describe how different materials can be used to represent parts of plants (e.g. petals, leaves, stems).



Lesson 5 - To combine painting and collage techniques to create a mixed media artwork.



Lesson 6 - To combine painting and collage techniques to create a mixed media artwork.